



## EJECUCION PRESUPUESTAL ACTIVA

SEPTIEMBRE  
MES DEL INFORME2015  
AÑO


1

EPS'S CONVIDA  
NOMBRE DE LA ENTIDADLIDA ANGELICA CONTRERAS VARGAS  
NOMBRE ENCARGADO AREA

2

JIMENA LINARES PRIETO  
NOMBRE JEFE ORGANISMOBOGOTA D.C., OCTUBRE 27 DE 2015  
CIUDAD Y FECHA DE ELABORACION

ART.	CONCEPTO	ESTIMATIVO INICIAL	ADICIONES	REDUCCIONES	ESTIMATIVO TOTAL	RECONOCIMIENTOS			RECAUDOS DEL MES			SALDO POR RECAUDAR	SALDO POR EJECUTAR
						SALDO ANTERIOR	MES	ACUMULADO	SALDO ANTERIOR	MES	ACUMULADO		
		(1)	(2)	3	(4)=(1+2-3)	(5)	(6)	(7=5+6)	(8)	(9)	(10=8+9)	(11)=(7-10)	(12)=(4-7)
3.2.0.0.	RENDIMIENTOS FINANCIEROS	629,118,309			629,118,309	637,010,730	31,019,922	668,030,652	637,010,731	31,019,922	668,030,653	-1	-38,912,343
3.2.1.0.	Bancos y corporaciones reg subsidiado	629,090,000			629,090,000	636,324,439	31,019,922	667,344,361	636,324,440	31,019,922	667,344,362	-1	-38,254,361
3.2.1.51	Bancos y corporaciones reg contributivo	28,309			28,309	666,291		666,291	666,291		666,291		-657,982
3.3.0.0.	VENTA DE ACTIVOS												
3.3.1.0	Venta de activos												
3.4.0.0	RECUPERACION DE CARTERA	394,013,999	793,364,680		1,187,378,659	1,187,378,659		1,187,378,659	1,347,218,650	5,576,209	1,352,794,859	-165,416,200	
3.4.1.0.	Recuperación de cartera	394,013,999	793,364,660		1,187,378,659	1,187,378,659		1,187,378,659	1,347,218,650	5,576,209	1,352,794,859	-165,416,200	
3.5.0.0	APORTES DE CAPITAL	14,000,000,000			14,000,000,000		8,500,000,000	8,500,000,000		8,500,000,000	8,500,000,000		5,500,000,000
3.5.1.0	Aportes de capital departamental	14,000,000,000			14,000,000,000		8,500,000,000	8,500,000,000		8,500,000,000	8,500,000,000		5,500,000,000
3.6.0.0	DONACIONES												
3.6.1.0	Acuerdos de cooperación												
	<b>TOTAL INGRESOS</b>	<b>239,945,586,541</b>	<b>41,509,402,079</b>	<b>2,249,932,178</b>	<b>279,205,056,442</b>	<b>169,240,170,542</b>	<b>43,062,442,173</b>	<b>212,302,612,715</b>	<b>157,619,180,600</b>	<b>40,870,223,126</b>	<b>198,489,403,726</b>	<b>13,813,208,989</b>	<b>66,902,443,727</b>
	<b>TOTAL INGRESOS MAS DISPONIBILIDAD INICIAL</b>	<b>265,426,479,412</b>	<b>41,509,402,079</b>	<b>4,017,377,070</b>	<b>292,917,504,421</b>	<b>182,952,618,521</b>	<b>43,062,442,173</b>	<b>226,016,060,694</b>	<b>171,331,628,579</b>	<b>40,870,223,126</b>	<b>212,201,851,705</b>	<b>13,813,208,989</b>	<b>66,902,443,727</b>



JOSE ORLANDO OSORIO FUQUEN  
Profesional Especializado - Tesorería



LEONOR ARIAS BARRETO  
Subgerente Administrativo y Financiero



JIMENA LINARES PRIETO  
Gerente General



LIDA ANGELICA CONTRERAS VARGAS  
Profesional Especializado - Presupuesto

EPS'S CONVIDA  
 INFORME MENSUAL DE EJECUCION DEL PRESUPUESTO DE GASTOS  
 MES: SEPTIEMBRE DE 2015

Rubro	Descripción	Apropiación Final	Disponibilidades			Compromisos			Ejecutado - obligaciones			Pagos			Saldo de compromiso	Saldo de Apropiación
			Meses anteriores	Mes	Acumulado	Meses anteriores	Mes	Acumulado	Meses anteriores	Mes	Acumulado	Meses anteriores	Mes	Acumulado		
1	GASTOS DE FUNCIONAMIENTO	9,065,227,243	6,739,345,234	-1,351,468,825	5,387,876,409	4,927,151,803	364,192,919	6,291,344,722	3,858,731,457	541,099,532	4,399,830,989	3,624,221,069	556,445,361	4,180,666,430	891,513,733	3,677,350,834
11	GASTOS DE PERSONAL	5,557,255,583	3,778,418,383	21,716,893	3,800,135,276	3,507,680,271	260,689,068	3,768,369,339	2,766,435,492	370,264,945	3,136,700,437	2,734,406,017	383,263,020	3,117,669,037	631,668,902	1,757,120,307
111	Servicios personales asociados a la nómina	2,843,744,455	1,686,223,323	131,192,997	1,817,416,320	1,621,223,323	196,192,997	1,817,416,320	1,621,223,323	196,192,997	1,817,416,320	1,621,223,323	196,192,997	1,817,416,320	0	1,026,328,135
1110001	Sueldos personal de nómina	2,009,146,964	1,280,004,895	162,728,119	1,442,733,014	1,280,004,895	162,728,119	1,442,733,014	1,280,004,895	162,728,119	1,442,733,014	1,280,004,895	162,728,119	1,442,733,014	0	566,413,950
1110002	Horas extras y días festivos	10,160,000	4,829,587	1,156,678	5,986,265	4,829,587	1,156,678	5,986,265	4,829,587	1,156,678	5,986,265	4,829,587	1,156,678	5,986,265	0	4,173,735
1110003	Sobresueldos 20%	196,020,000	102,071,595	12,912,596	114,984,191	102,071,595	12,912,596	114,984,191	102,071,595	12,912,596	114,984,191	102,071,595	12,912,596	114,984,191	0	81,035,809
1110004	Gastos de representación	74,914,728	50,260,096	6,282,512	56,542,608	50,260,096	6,282,512	56,542,608	50,260,096	6,282,512	56,542,608	50,260,096	6,282,512	56,542,608	0	18,372,120
1110005	Prima técnica	54,000,000	27,829,936	3,284,033	31,113,969	27,829,936	3,284,033	31,113,969	27,829,936	3,284,033	31,113,969	27,829,936	3,284,033	31,113,969	0	22,886,031
1110006	Prima de servicio	91,670,071	82,300,509	0	82,300,509	82,300,509	0	82,300,509	82,300,509	0	82,300,509	82,300,509	0	82,300,509	0	9,369,562
1110007	Prima de vacaciones	98,864,657	40,496,112	6,703,889	47,200,001	40,496,112	6,703,889	47,200,001	40,496,112	6,703,889	47,200,001	40,496,112	6,703,889	47,200,001	0	51,664,656
1110008	Prima de navidad	205,968,035	994,319	0	994,319	994,319	0	994,319	994,319	0	994,319	994,319	0	994,319	0	204,973,716
1110009	Bonificación de recreación	11,000,000	3,551,837	725,170	4,277,007	3,551,837	725,170	4,277,007	3,551,837	725,170	4,277,007	3,551,837	725,170	4,277,007	0	6,722,993
1110010	Indemnización por vacaciones	50,000,000	1,312,994	0	1,312,994	1,312,994	0	1,312,994	1,312,994	0	1,312,994	1,312,994	0	1,312,994	0	48,687,006
1110012	Subsidio de alimentación	27,000,000	17,857,500	2,400,000	20,257,500	17,857,500	2,400,000	20,257,500	17,857,500	2,400,000	20,257,500	17,857,500	2,400,000	20,257,500	0	6,742,500
1110014	Indemnizaciones laborales	15,000,000	74,713,943	-85,000,000	9,713,943	9,713,943	0	9,713,943	9,713,943	0	9,713,943	9,713,943	0	9,713,943	0	5,286,057
112	Servicios personales indirectos	2,061,316,283	1,593,692,160	15,872,896	1,609,565,056	1,547,954,048	29,845,071	1,577,799,119	806,709,269	139,143,748	945,853,017	774,679,794	152,141,823	926,821,617	631,946,102	451,751,227
1120001	Remuneración servicios técnicos	1,566,227,513	1,156,654,752	15,228,546	1,171,883,298	1,124,336,752	28,878,546	1,153,215,298	797,275,594	109,378,483	906,654,077	766,856,994	123,343,083	890,200,077	246,561,221	394,344,215
1120003	Honorarios	495,088,770	437,037,408	644,350	437,681,758	423,617,296	966,525	424,583,821	9,433,675	29,765,265	39,198,940	7,822,800	28,798,740	36,621,540	385,384,881	57,407,012
113	Contribuciones inherentes a la nómina al sector privado	379,217,561	336,900,640	-143,878,700	193,021,940	176,900,640	16,121,300	193,021,940	176,900,640	16,398,500	193,299,140	176,900,640	16,398,500	193,299,140	-277,200	186,195,721
1130001	Caja de compensación familiar	107,309,778	62,811,100	7,709,900	70,521,000	62,811,100	7,709,900	70,521,000	62,811,100	7,987,100	70,798,200	62,811,100	7,987,100	70,798,200	-277,200	36,788,778
1130002	Fondos administradores de pensiones	78,000,000	46,700,841	7,787,200	54,488,041	46,700,841	7,787,200	54,488,041	46,700,841	7,787,200	54,488,041	46,700,841	7,787,200	54,488,041	0	23,511,959
1130003	Fondos administradores de cesantías	63,132,039	191,136,622	-160,000,000	31,136,622	31,136,622	0	31,136,622	31,136,622	0	31,136,622	31,136,622	0	31,136,622	0	31,995,417
1130004	Intereses de cesantías	26,775,844	21,052,604	0	21,052,604	21,052,604	0	21,052,604	21,052,604	0	21,052,604	21,052,604	0	21,052,604	0	5,723,240
1130005	Cesantías (Retroactividad)	50,000,000	0	0	0	0	0	0	0	0	0	0	0	0	0	50,000,000
1130006	Empresas promotoras de salud	54,000,000	15,199,473	624,200	15,823,673	15,199,473	624,200	15,823,673	15,199,473	624,200	15,823,673	15,199,473	624,200	15,823,673	0	38,176,327
114	Contribuciones inherentes a la nómina al sector público	272,977,184	161,602,260	18,529,700	180,131,960	161,602,260	18,529,700	180,131,960	161,602,260	18,529,700	180,131,960	161,602,260	18,529,700	180,131,960	0	92,845,224
1140001	Empresas promotoras de salud	18,000,000	6,337,000	1,068,000	7,405,000	6,337,000	1,068,000	7,405,000	6,337,000	1,068,000	7,405,000	6,337,000	1,068,000	7,405,000	0	10,595,000
1140002	Fondo administradores de pensiones	216,000,000	130,587,460	14,576,000	145,163,460	130,587,460	14,576,000	145,163,460	130,587,460	14,576,000	145,163,460	130,587,460	14,576,000	145,163,460	0	70,856,540
1140005	Administradora de riesgos laborales	11,934,183	7,443,900	941,400	8,385,300	7,443,900	941,400	8,385,300	7,443,900	941,400	8,385,300	7,443,900	941,400	8,385,300	0	3,548,883
1140006	Aporte SENA	10,817,201	6,901,500	777,700	7,679,200	6,901,500	777,700	7,679,200	6,901,500	777,700	7,679,200	6,901,500	777,700	7,679,200	0	3,138,001
1140007	Aporte ICBF	16,225,800	10,352,400	1,166,600	11,519,000	10,352,400	1,166,600	11,519,000	10,352,400	1,166,600	11,519,000	10,352,400	1,166,600	11,519,000	0	4,706,800
12	GASTOS GENERALES	2,812,656,280	2,813,607,094	-1,368,314,588	1,445,292,506	1,277,495,357	103,160,269	1,380,655,626	950,319,790	170,491,005	1,120,810,795	836,078,877	173,182,341	1,009,261,218	259,844,831	1,367,363,774
121	Adquisición de bienes	650,315,176	368,430,884	-185,140,779	183,290,105	158,126,104	17,588,961	175,715,065	138,129,637	6,552,078	144,681,715	125,285,491	11,704,248	136,989,739	31,033,350	467,025,071
1210001	Materiales y suministros	303,212,450	76,836,660	3,275,074	80,111,734	71,106,920	6,004,814	77,111,734	51,110,453	6,552,078	57,662,531	38,266,307	11,704,248	49,970,555	19,449,203	223,100,716
1210002	Compra de equipo	347,102,726	291,594,224	-188,415,853	103,178,371	87,019,184	11,584,147	98,603,331	87,019,184	0	87,019,184	87,019,184	0	87,019,184	11,584,147	243,924,355
122	Adquisición de servicios	1,599,225,354	1,265,234,345	-183,173,809	1,082,060,536	939,477,388	85,571,308	1,025,048,696	632,298,288	163,938,927	796,237,215	588,523,521	158,279,093	746,802,614	228,811,481	516,164,818
1220001	Mantenimiento	393,911,399	325,556,203	18,587,185	344,143,388	289,816,880	34,306,968	324,125,848	167,670,886	59,401,488	227,072,374	145,592,676	63,232,119	208,824,795	97,053,474	49,768,011
1220002	Servicios públicos	167,439,456	82,427,473	35,170,002	117,597,475	75,004,431	36,593,044	117,597,475	70,547,391	35,379,684	105,927,075	64,131,706	30,930,771	95,062,477	5,670,400	49,841,981
1220003	Arendamientos	312,805,274	273,149,012	10,106,782	283,255,794	272,593,862	10,161,932	282,755,794	186,976,846	23,937,891	210,914,737	186,791,536	23,775,959	210,567,495	71,841,057	29,649,480
1220004	Viaáticos y gastos de viaje	37,131,500	5,966,644	20,022	5,986,666	3,402,466	584,200	3,986,666	3,402,466	584,200	3,986,666	2,531,300	0	2,531,300	0	31,144,834
1220005	Comunicación y transporte	244,960,819	162,821,707	635,000	163,456,707	158,346,443	2,110,264	160,456,707	109,497,393	41,319,664	150,817,057	106,552,291	27,736,600	134,290,891	9,639,650	81,504,112
1220006	Seguros	35,774,000	29,701,140	512,900	30,214,040	29,701,140	512,900	30,214,040	29,701,140	0	29,701,140	27,707,490	0	27,707,490	512,900	5,559,960
1220007	Gastos y comisiones bancarias	1,500,000	0	0	0	0	0	0	0	0	0	0	0	0	0	1,500,000
1220008	Gastos legales y notariales	50,000,000	0	0	0	0	0	0	0	0	0	0	0	0	0	50,000,000
1220010	Capacitación	100,000,000	70,558,166	0	70,558,166	70,558,166	0	70,558,166	51,464,166	0	51,464,166	42,178,522	9,285,644	51,464,166	19,094,000	29,441,834
1220011	Gastos de bienestar social	80,000,000	1,225,000	1,300,000	2,525,000	1,225,000	1,300,000	2,525,000	1,225,000	1,300,000	2,525,000	1,225,000	1,300,000	2,525,000	0	77,475,000
1220013	Impresos, publicaciones y suscripciones	9,702,906	4,284,000	0	4,284,000	4,284,000	0	4,284,000	2,268,000	2,016,000	4,284,000	2,268,000	2,016,000	4,284,000	0	5,418,906
1220014	Reparaciones locativas	140,000,000	239,545,000	-204,505,700	35,039,300	9,545,000										

EPS'S CONVIDA  
 INFORME MENSUAL DE EJECUCION DEL PRESUPUESTO DE GASTOS  
 MES: SEPTIEMBRE DE 2015


Rubro	Descripción	Apropiación Final	Disponibilidades			Compromisos			Ejecutado - obligaciones			Pagos			Saldo de compromiso	Saldo de Apropiación
			Meses anteriores	Mes	Acumulado	Meses anteriores	Mes	Acumulado	Meses anteriores	Mes	Acumulado	Meses anteriores	Mes	Acumulado		
131	Transferencias al sector público	160,000,000	0	0	0	0	0	0	0	0	0	0	0	0	0	160,000,000
1312	Empresas públicas nacionales no financieras	160,000,000	0	0	0	0	0	0	0	0	0	0	0	0	0	160,000,000
1312001	Superintendencia nacional de salud	160,000,000	0	0	0	0	0	0	0	0	0	0	0	0	0	160,000,000
133	Transferencias de previsión y seguridad social	23,544,374	5,945,893	-4,871,130	1,074,763	602,311	343,582	945,893	602,311	343,582	945,893	602,311	0	602,311	0	22,469,611
1333	Otras transferencias de previsión y seguridad social	23,544,374	5,945,893	-4,871,130	1,074,763	602,311	343,582	945,893	602,311	343,582	945,893	602,311	0	602,311	0	22,469,611
1333051	Incapacidad por enfermedad general	6,128,080	945,893	128,870	1,074,763	602,311	343,582	945,893	602,311	343,582	945,893	602,311	0	602,311	0	5,051,317
1333052	Licencias de maternidad y paternidad	17,416,294	5,000,000	-5,000,000	0	0	0	0	0	0	0	0	0	0	0	17,416,294
134	Otras transferencias	511,771,006	141,373,864	0	141,373,864	141,373,864	0	141,373,864	141,373,864	0	141,373,864	53,133,864	0	53,133,864	0	370,397,142
1341	Sentencias conciliaciones y aportes	502,750,106	132,352,964	0	132,352,964	132,352,964	0	132,352,964	132,352,964	0	132,352,964	44,112,964	0	44,112,964	0	370,397,142
1341001	Créditos judicialmente reconocidos, laudos arbitrales y sentencias	502,750,106	132,352,964	0	132,352,964	132,352,964	0	132,352,964	132,352,964	0	132,352,964	44,112,964	0	44,112,964	0	370,397,142
1342	Aportes	9,020,900	9,020,900	0	9,020,900	9,020,900	0	9,020,900	9,020,900	0	9,020,900	9,020,900	0	9,020,900	0	0
1342005	Aportes Coodemcun Ltda	9,020,900	9,020,900	0	9,020,900	9,020,900	0	9,020,900	9,020,900	0	9,020,900	9,020,900	0	9,020,900	0	0
2	GASTOS DE OPERACION	266,829,042,404	234,249,965,974	13,866,154,656	248,116,120,630	230,874,868,314	9,619,397,398	240,394,265,712	109,941,091,729	23,414,747,386	133,356,839,116	61,367,458,703	26,426,022,664	77,793,481,367	107,038,426,597	8,712,921,774
21	GASTOS DE COMERCIALIZACION	266,829,042,404	234,249,965,974	13,866,154,656	248,116,120,630	230,874,868,314	9,619,397,398	240,394,265,712	109,941,091,729	23,414,747,386	133,356,839,116	61,367,458,703	26,426,022,664	77,793,481,367	107,038,426,597	8,712,921,774
211	Compra de bienes para la venta	23,092,915,246	17,743,360,285	3,922,796,448	21,666,156,733	17,611,224,986	4,018,220,497	21,629,445,483	11,327,584,783	2,167,820,252	13,495,405,035	11,079,120,130	2,101,861,840	13,180,981,970	8,134,040,448	1,426,758,513
2110002	Medicamentos régimen subsidiado	22,993,065,897	17,648,560,285	3,922,796,448	21,571,356,733	17,516,424,986	4,018,220,497	21,534,645,483	11,306,301,164	2,167,820,252	13,474,121,416	11,075,307,462	2,101,861,840	13,177,169,302	8,060,524,067	1,421,709,164
2110051	Medicamentos régimen contributivo	99,849,349	94,800,000	0	94,800,000	94,800,000	0	94,800,000	21,283,619	0	21,283,619	3,812,668	0	3,812,668	73,516,381	5,049,349
212	Compra de servicios para la venta	220,872,955,756	206,607,239,547	9,799,303,790	216,406,543,337	203,649,520,170	5,120,320,639	208,769,840,809	93,434,432,708	20,120,438,582	113,554,871,290	35,564,718,994	23,507,018,675	59,071,735,669	95,214,969,519	4,466,412,419
2120001	Promoción y prevención régimen subsidiado	12,194,287,597	11,665,774,804	519,319,932	12,185,094,736	11,640,527,379	211,239,453	11,851,766,832	4,655,564,702	1,359,226,726	6,014,791,428	1,747,369,303	437,231,511	2,184,600,814	5,836,975,404	9,192,861
2120002	Servicio médico régimen subsidiado	169,419,354,379	165,827,585,362	1,603,154,974	167,430,740,336	164,229,193,512	1,584,408,991	165,813,602,503	73,924,696,770	15,515,333,728	89,440,030,498	20,355,993,061	21,174,280,541	41,530,273,602	76,373,572,005	1,988,614,043
2120004	Reaseguros régimen subsidiado	349,329,554	250,854,000	0	250,854,000	250,854,000	0	250,854,000	151,715,662	30,298,199	182,011,861	151,715,662	30,134,793	181,850,455	68,842,139	98,475,554
2120006	Contratación de servicios destinados a la comercialización.	2,122,058,055	1,814,271,577	20,713,770	1,834,985,347	1,809,893,277	23,492,070	1,833,385,347	1,212,236,827	179,857,991	1,392,094,818	1,182,781,827	24,123,299	1,206,905,126	441,290,529	287,070,708
2120008	Conciliaciones y transacciones régimen subsidiado	33,018,549,514	24,363,214,844	7,416,235,244	31,779,450,088	23,098,813,042	2,996,450,255	26,095,263,297	11,574,779,787	2,792,782,512	14,367,562,299	10,450,850,050	1,601,816,661	12,052,666,711	11,727,700,998	1,239,099,426
2120009	Cuenta de alto costo	2,892,128,000	1,915,438,960	239,429,870	2,154,868,830	1,915,438,960	239,429,870	2,154,868,830	1,915,438,960	239,429,870	2,154,868,830	1,676,009,090	239,429,870	1,915,438,960	0	737,259,170
2120051	Servicio médico régimen contributivo	815,757,693	709,100,000	0	709,100,000	646,100,000	63,000,000	709,100,000	3,511,556	0	3,511,556	0	0	0	705,588,444	106,657,693
2120061	Promoción y prevención régimen contributivo	61,492,964	61,000,000	450,000	61,450,000	58,700,000	2,300,000	61,000,000	0	0	0	0	0	0	61,000,000	42,964
213	Otros gastos de operación - servicios de personal	8,625,600,568	7,124,402,372	7,974,875	7,132,377,247	6,937,816,372	183,147,875	7,120,964,247	3,334,133,947	849,118,776	4,183,252,723	3,016,512,770	490,889,657	3,507,402,427	2,937,711,524	1,493,223,321
2131	Servicios personales asociados a la nómina	1,867,777,491	1,107,391,672	52,723,088	1,160,114,760	1,032,391,672	127,723,088	1,160,114,760	1,032,391,672	127,723,088	1,160,114,760	1,032,391,672	127,723,088	1,160,114,760	0	707,662,731
2131001	Sueldos personal de nómina	1,405,941,504	849,854,111	116,959,686	966,813,797	849,854,111	116,959,686	966,813,797	849,854,111	116,959,686	966,813,797	849,854,111	116,959,686	966,813,797	0	439,127,707
2131002	Horas extras y días festivos	8,400,000	4,090,169	548,928	4,639,097	4,090,169	548,928	4,639,097	4,090,169	548,928	4,639,097	4,090,169	548,928	4,639,097	0	3,760,903
2131003	Sobresueldo 20%	90,420,000	52,061,965	7,089,765	59,151,730	52,061,965	7,089,765	59,151,730	52,061,965	7,089,765	59,151,730	52,061,965	7,089,765	59,151,730	0	31,268,270
2131005	Prima técnica	17,800,000	7,800,000	1,169,709	8,969,709	7,800,000	1,169,709	8,969,709	7,800,000	1,169,709	8,969,709	7,800,000	1,169,709	8,969,709	0	8,830,291
2131006	Prima de servicio	62,348,396	52,799,827	0	52,799,827	52,799,827	0	52,799,827	52,799,827	0	52,799,827	52,799,827	0	52,799,827	0	9,548,569
2131007	Prima de vacaciones	66,346,246	41,647,288	0	41,647,288	41,647,288	0	41,647,288	41,647,288	0	41,647,288	41,647,288	0	41,647,288	0	24,698,958
2131008	Prima de navidad	138,221,345	729,411	0	729,411	729,411	0	729,411	729,411	0	729,411	729,411	0	729,411	0	137,491,934
2131009	Bonificación de recreación	7,500,000	2,896,527	0	2,896,527	2,896,527	0	2,896,527	2,896,527	0	2,896,527	2,896,527	0	2,896,527	0	4,603,473
2131010	Indemnización por vacaciones	40,000,000	6,447,374	0	6,447,374	6,447,374	1,955,000	8,402,374	6,447,374	1,955,000	8,402,374	6,447,374	1,955,000	8,402,374	0	33,552,626
2131012	Subsidio de alimentación	25,800,000	14,065,000	1,955,000	16,020,000	14,065,000	0	14,065,000	14,065,000	0	14,065,000	14,065,000	0	14,065,000	0	9,780,000
2131014	Indemnizaciones laborales	5,000,000	75,000,000	-75,000,000	0	0	0	0	0	0	0	0	0	0	0	5,000,000
2132	Servicios personales indirectos	6,322,914,507	5,706,255,124	32,505,387	5,738,760,511	5,694,669,124	32,678,387	5,727,347,511	2,090,986,699	698,649,288	2,789,635,987	1,773,365,522	340,420,169	2,113,785,691	2,937,711,524	584,153,996
2132001	Remuneración servicios técnicos	2,389,734,098	2,148,330,212	32,505,387	2,180,835,599	2,136,744,212	32,678,387	2,169,422,599	1,309,834,199	156,258,448	1,466,092,647	1,241,094,827	199,224,456	1,440,319,283	703,329,952	208,898,499
2132003	Honorarios	3,933,180,409	3,557,924,912	0	3,557,924,912	3,557,924,912	0	3,557,924,912	781,152,500	542,390,840	1,323,543,340	532,270,695	141,195,713	673,466,408	2,234,381,572	375,255,497
2133	Contribuciones inherentes a la nómina al sector privado	282,599,666	218,444,607	-88,359,600	130,085,007	118,444,607	11,640,400	130,085,007	118,444,607	11,640,400	130,085,007	118,444,607	11,640,400	130,085,007	0	152,514,659
2133001	Caja de compensación familiar	72,091,100	40,996,300	5,031,000	46,027,300	40,996,300	5,031,000	46,027,300	40,996,300	5,031,000	46,027,300	40,996,300	5,031,000	46,027,300	0	26,063,800

EPS'S CONVIDA  
 INFORME MENSUAL DE EJECUCION DEL PRESUPUESTO DE GASTOS  
 MES: SEPTIEMBRE DE 2015

Rubro	Descripción	Apropiación Final	Disponibilidades			Compromisos			Ejecutado - obligaciones			Pagos			Saldo de compromiso	Saldo de Apropiación
			Meses anteriores	Mes	Acumulado	Meses anteriores	Mes	Acumulado	Meses anteriores	Mes	Acumulado	Meses anteriores	Mes	Acumulado		
2133002	Fondos administradores de pensiones	91,200,000	31,892,700	5,361,000	37,253,700	31,892,700	5,361,000	37,253,700	31,892,700	5,361,000	37,253,700	31,892,700	5,361,000	37,253,700	0	53,946,300
2133003	Fondos administradores de cesantías	49,739,791	120,433,639	-100,000,000	20,433,639	20,433,639	0	20,433,639	20,433,639	0	20,433,639	20,433,639	0	20,433,639	0	29,306,152
2133004	Intereses de cesantías	17,968,775	13,696,498	0	13,696,498	13,696,498	0	13,696,498	13,696,498	0	13,696,498	13,696,498	0	13,696,498	0	4,272,277
2133005	Cesantías (Retroactividad)	30,000,000	0	0	0	0	0	0	0	0	0	0	0	0	0	30,000,000
2133006	Empresas promotoras de salud	21,600,000	11,425,470	1,248,400	12,673,870	11,425,470	1,248,400	12,673,870	11,425,470	1,248,400	12,673,870	11,425,470	1,248,400	12,673,870	0	8,926,130
2134	Contribuciones inherentes a la nómina al sector público	152,308,904	92,310,969	11,106,000	103,416,969	92,310,969	11,106,000	103,416,969	92,310,969	11,106,000	103,416,969	92,310,969	11,106,000	103,416,969	0	48,891,935
2134002	Fondos administradores de pensiones	129,000,000	79,102,769	9,730,700	88,833,469	79,102,769	9,730,700	88,833,469	79,102,769	9,730,700	88,833,469	79,102,769	9,730,700	88,833,469	0	40,166,531
2134005	Administradora de riesgos laborales	8,014,587	4,702,700	640,900	5,343,600	4,702,700	640,900	5,343,600	4,702,700	640,900	5,343,600	4,702,700	640,900	5,343,600	0	2,670,987
2134006	Aporte SENA	6,117,727	3,402,100	293,800	3,695,900	3,402,100	293,800	3,695,900	3,402,100	293,800	3,695,900	3,402,100	293,800	3,695,900	0	2,421,827
2134007	Aporte ICBF	9,176,590	5,103,400	440,600	5,544,000	5,103,400	440,600	5,544,000	5,103,400	440,600	5,544,000	5,103,400	440,600	5,544,000	0	3,632,590
214	Otros gastos de operación - gastos generales	4,237,570,834	2,774,963,770	136,079,543	2,911,043,313	2,676,306,786	197,708,387	2,874,015,173	1,844,940,291	277,369,776	2,122,310,067	1,707,106,809	326,254,492	2,033,361,301	751,705,106	1,326,527,521
2141	Adquisición de bienes	962,999,933	289,917,061	16,622,835	306,539,896	263,948,921	35,472,835	299,421,756	241,632,864	5,637,008	247,269,872	145,665,940	91,661,149	237,327,089	52,151,884	656,460,037
2141001	Materiales y suministros	191,540,650	169,248,900	1,613,170	170,862,070	166,705,800	1,613,170	168,318,970	144,389,743	5,637,008	150,026,751	48,422,819	91,661,149	140,083,968	18,292,219	20,678,580
2141002	Compra de equipo	771,459,283	120,668,161	15,009,665	135,677,826	97,243,121	33,859,665	131,102,786	97,243,121	0	97,243,121	97,243,121	0	97,243,121	33,859,665	635,781,457
2142	Adquisición de servicios	3,274,570,901	2,485,046,709	119,456,708	2,604,503,417	2,412,357,865	162,235,552	2,574,593,417	1,603,307,427	271,732,768	1,875,040,195	1,561,440,870	234,593,343	1,796,034,213	699,553,222	670,067,484
2142001	Mantenimiento	362,129,313	291,275,569	4,470,000	295,745,569	273,850,569	16,970,000	290,820,569	176,999,342	23,221,658	200,221,000	153,788,007	28,477,169	182,265,176	90,599,569	66,383,744
2142002	Servicios públicos	157,839,841	98,634,559	2,105,633	100,740,192	98,634,559	2,105,633	100,740,192	94,177,523	2,105,633	96,283,156	87,736,696	3,192,553	90,929,249	4,457,036	57,099,649
2142003	Arrendamientos	1,902,875,469	1,705,548,030	109,172,866	1,814,720,896	1,705,148,030	94,187,866	1,799,335,896	1,131,197,352	183,289,071	1,314,486,423	1,128,139,599	183,173,621	1,311,313,220	484,849,473	88,154,573
2142004	Viáticos y gastos de viaje	31,827,000	12,162,714	2,231,179	14,393,893	9,162,714	2,231,179	11,393,893	7,219,910	4,144,825	11,364,735	2,405,668	0	2,405,668	29,158	17,433,107
2142005	Comunicaciones y transporte	251,239,702	243,838,259	1,402,030	245,240,289	240,838,259	1,402,030	242,240,289	148,729,458	33,362,581	182,112,039	145,545,772	19,750,000	165,295,772	60,128,250	5,999,413
2142006	Seguros	27,617,373	14,225,892	0	14,225,892	14,225,892	0	14,225,892	0	0	0	0	0	0	14,225,892	13,391,481
2142009	Publicidad y propaganda régimen subsidiado	301,624,997	88,219,766	75,000	88,294,766	56,618,322	30,676,444	87,294,766	31,104,322	25,589,000	56,693,322	29,945,608	0	29,945,608	30,601,444	213,330,231
2142013	Impresos, publicaciones y suscripciones	203,367,206	28,541,920	0	28,541,920	13,879,520	14,662,400	28,541,920	13,879,520	0	13,879,520	13,879,520	0	13,879,520	14,662,400	174,825,286
2142054	Viáticos y gastos de viaje régimen contributivo	9,270,000	1,500,000	0	1,500,000	0	0	0	0	0	0	0	0	0	0	7,770,000
2142055	Comunicaciones y transporte régimen contributivo	10,300,000	1,100,000	0	1,100,000	0	0	0	0	0	0	0	0	0	0	9,200,000
2142059	Publicidad y propaganda régimen contributivo	10,300,000	0	0	0	0	0	0	0	0	0	0	0	0	0	10,300,000
2142063	Impresos, publicaciones y suscripciones rég. Cíbitvo	6,180,000	0	0	0	0	0	0	0	0	0	0	0	0	0	6,180,000
41	INVERSION	598,552,000	622,251,394	-154,828,000	467,423,394	418,629,200	23,622,194	442,251,394	216,414,638	112,938,832	329,353,470	191,577,070	0	191,577,070	112,897,924	131,128,606
41	PROGRAMAS DE INVERSION	598,552,000	622,251,394	-154,828,000	467,423,394	418,629,200	23,622,194	442,251,394	216,414,638	112,938,832	329,353,470	191,577,070	0	191,577,070	112,897,924	131,128,606
411	Organización archivo de la entidad	192,960,000	62,938,194	0	62,938,194	39,316,000	23,622,194	62,938,194	39,316,000	23,622,194	62,938,194	39,316,000	0	39,316,000	0	130,021,806
4110001	Organización archivo	192,960,000	62,938,194	0	62,938,194	39,316,000	23,622,194	62,938,194	39,316,000	23,622,194	62,938,194	39,316,000	0	39,316,000	0	130,021,806
412	Mejoramiento sistema de información	405,592,000	379,313,200	25,172,000	404,485,200	379,313,200	0	379,313,200	177,098,638	89,316,638	266,415,276	152,261,070	0	152,261,070	112,897,924	1,106,800
4120001	Adquisición de hardware, software y capacitación	405,592,000	379,313,200	25,172,000	404,485,200	379,313,200	0	379,313,200	177,098,638	89,316,638	266,415,276	152,261,070	0	152,261,070	112,897,924	1,106,800
413	Fortalecimiento y gestión de calidad	0	180,000,000	-180,000,000	0	0	0	0	0	0	0	0	0	0	0	0
4130001	Sistema de gestión de calidad	0	180,000,000	-180,000,000	0	0	0	0	0	0	0	0	0	0	0	0
<b>Totales</b>		<b>266,492,821,647</b>	<b>241,611,562,602</b>	<b>12,359,857,831</b>	<b>253,971,420,433</b>	<b>236,220,649,317</b>	<b>9,907,212,511</b>	<b>246,127,861,828</b>	<b>114,016,237,824</b>	<b>24,068,785,750</b>	<b>138,085,023,574</b>	<b>55,183,266,842</b>	<b>26,982,468,026</b>	<b>82,165,724,867</b>	<b>108,042,838,254</b>	<b>12,521,401,214</b>


  
 JIMENA LITARES PRIETO  
 Gerente General


  
 LEONOR ARIAS BARRETO  
 Subgerente Administrativa y Financiera

  
 LIDIA ANGELICA CONTRERAS VARGAS  
 Profesional Especializado de Presupuesto

EPS'S CONVIDA  
 INFORME MENSUAL DE EJECUCION DEL PRESUPUESTO DE GASTOS - RESERVAS  
 MES: SEPTIEMBRE DE 2015

Rubro	Descripción	Cuentas por pagar	Obligaciones Cuentas por pagar				Pagos Cuentas por pagar				Saldo de la Reserva
			Meses anteriores	Mes	Acumulado	Saldo por obligar	Meses anteriores	Mes	Acumulado	Saldo por pagar	
1	GASTOS DE FUNCIONAMIENTO	135,288,726	41,768,096	4,177,937	45,946,033	89,342,692	41,768,096	4,177,937	45,946,033	0	89,342,692
11	GASTOS DE PERSONAL	77,303,730	29,245,559	4,177,937	33,423,496	43,880,234	29,245,559	4,177,937	33,423,496	0	43,880,234
112	Servicios personales indirectos	77,303,730	29,245,559	4,177,937	33,423,496	43,880,234	29,245,559	4,177,937	33,423,496	0	43,880,234
1120001	Remuneración servicios técnicos	8,207,500	0	0	0	8,207,500	0	0	0	0	8,207,500
1120003	Honorarios	69,096,230	29,245,559	4,177,937	33,423,496	35,672,734	29,245,559	4,177,937	33,423,496	0	35,672,734
12	GASTOS GENERALES	57,984,995	12,522,537	0	12,522,537	45,462,458	12,522,537	0	12,522,537	0	45,462,458
121	Adquisición de bienes	1,372,397	1,372,397	0	1,372,397	0	1,372,397	0	1,372,397	0	0
1210001	Materiales y suministros	1,372,397	1,372,397	0	1,372,397	0	1,372,397	0	1,372,397	0	0
122	Adquisición de servicios	56,612,598	11,150,140	0	11,150,140	45,462,458	11,150,140	0	11,150,140	0	45,462,458
1220001	Mantenimiento	4,330,888	0	0	0	4,330,888	0	0	0	0	4,330,888
1220003	Arrendamientos	3,764,791	3,257,710	0	3,257,710	507,081	3,257,710	0	3,257,710	0	507,081
1220005	Comunicación y transporte	8,291,919	7,892,430	0	7,892,430	399,489	7,892,430	0	7,892,430	0	399,489
1220013	Impresos, publicaciones y suscripciones	225,000	0	0	0	225,000	0	0	0	0	225,000
1220015	Servicio operador de información PILA	40,000,000	0	0	0	40,000,000	0	0	0	0	40,000,000
2	GASTOS DE OPERACION	26,289,394,049	16,195,161,306	61,745,112	16,256,906,418	10,032,487,631	5,671,776,497	39,978,040	5,711,754,537	10,545,151,881	10,032,487,631
21	GASTOS DE COMERCIALIZACION	26,289,394,049	16,195,161,306	61,745,112	16,256,906,418	10,032,487,631	5,671,776,497	39,978,040	5,711,754,537	10,545,151,881	10,032,487,631
211	Compra de bienes para la venta	1,058,419,881	896,306,539	0	896,306,539	162,113,342	895,338,264	785,790	896,124,054	182,485	162,113,342
2110002	Medicamentos régimen subsidiado	1,052,166,316	890,091,254	0	890,091,254	162,075,062	889,305,464	785,790	890,091,254	0	162,075,062
2110051	Medicamentos régimen contributivo	6,253,565	6,215,285	0	6,215,285	38,280	6,032,800	0	6,032,800	182,485	38,280
212	Compra de servicios para la venta	24,405,946,712	14,827,228,586	61,745,112	14,888,973,698	9,516,973,014	4,304,812,052	39,192,250	4,344,004,302	10,544,969,396	9,516,973,014
2120001	Promoción y prevención régimen subsidiado	698,585,802	492,322,651	0	492,322,651	206,263,151	406,130,167	0	406,130,167	86,192,484	206,263,151
2120002	Servicio médico régimen subsidiado	23,339,160,535	14,294,125,590	61,745,112	14,355,870,702	8,983,289,833	3,862,221,540	39,192,250	3,901,413,790	10,454,456,912	8,983,289,833
2120004	Reaseguros régimen subsidiado	66,489,335	21,452,602	0	21,452,602	45,036,733	21,452,602	0	21,452,602	0	45,036,733
2120006	Contratación de servicios destinados a la comercialización.	20,016,230	11,551,743	0	11,551,743	8,464,487	11,551,743	0	11,551,743	0	8,464,487
2120008	Conciliaciones y transacciones régimen subsidiado	258,234,810	0	0	0	258,234,810	0	0	0	0	258,234,810
2120051	Servicio médico régimen contributivo	23,460,000	7,776,000	0	7,776,000	15,684,000	3,456,000	0	3,456,000	4,320,000	15,684,000
213	Otros gastos de operación - servicios de personal	784,997,376	458,592,505	0	458,592,505	326,404,871	458,592,505	0	458,592,505	0	326,404,871
2132	Servicios personales indirectos	784,997,376	458,592,505	0	458,592,505	326,404,871	458,592,505	0	458,592,505	0	326,404,871
2132001	Remuneración servicios técnicos	29,227,593	3,619,100	0	3,619,100	25,608,493	3,619,100	0	3,619,100	0	25,608,493
2132003	Honorarios	755,769,783	454,973,405	0	454,973,405	300,796,378	454,973,405	0	454,973,405	0	300,796,378
214	Otros gastos de operación - gastos generales	40,030,080	13,033,676	0	13,033,676	26,996,404	13,033,676	0	13,033,676	0	26,996,404
2141	Adquisición de bienes	1,372,396	1,372,396	0	1,372,396	0	1,372,396	0	1,372,396	0	0
2141001	Materiales y suministros	1,372,396	1,372,396	0	1,372,396	0	1,372,396	0	1,372,396	0	0
2142	Adquisición de servicios	38,657,684	11,661,280	0	11,661,280	26,996,404	11,661,280	0	11,661,280	0	26,996,404
2142001	Mantenimiento	6,851,691	0	0	0	6,851,691	0	0	0	0	6,851,691
2142003	Arrendamientos	7,098,615	3,257,710	0	3,257,710	3,840,905	3,257,710	0	3,257,710	0	3,840,905
2142005	Comunicaciones y transporte	24,482,378	8,403,570	0	8,403,570	16,078,808	8,403,570	0	8,403,570	0	16,078,808
2142013	Impresos, publicaciones y suscripciones	225,000	0	0	0	225,000	0	0	0	0	225,000
	Totales	26,424,682,774	16,236,929,402	65,923,049	16,302,852,451	10,121,830,323	5,713,544,593	44,155,977	5,757,700,570	10,545,151,881	10,121,830,323

  
 JIMENA LINARES PRIETO  
 Gerente General

  
 LEONOR ARIAS BARRETO  
 Subgerente Administrativa y Financiera

  
 LIDIA ANGÉLICA CONTRERAS VARGAS  
 Profesional Especializado de Presupuesto